

A New Look for UWE

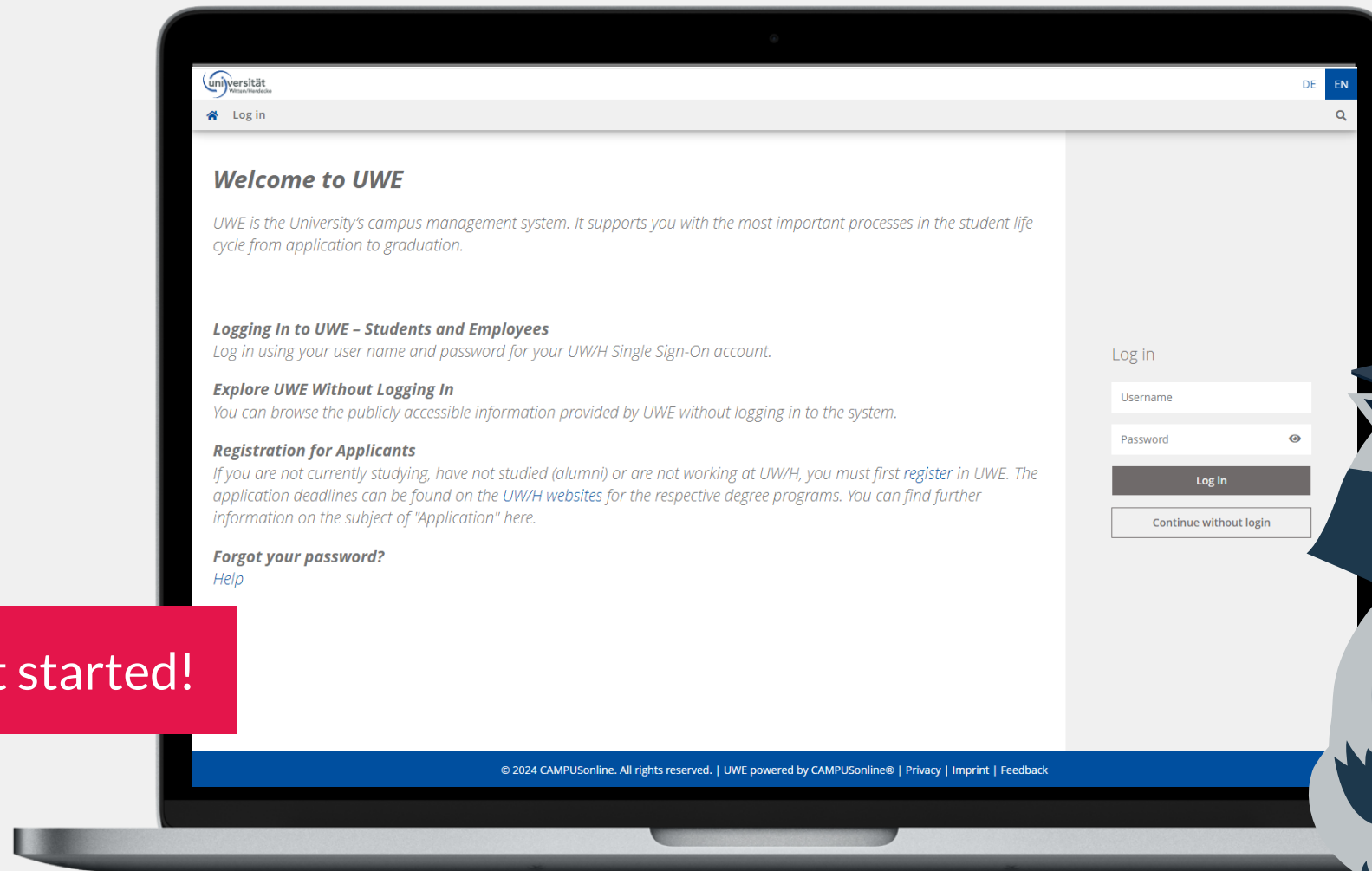
Student-Desktop



Goodbye old Design ...



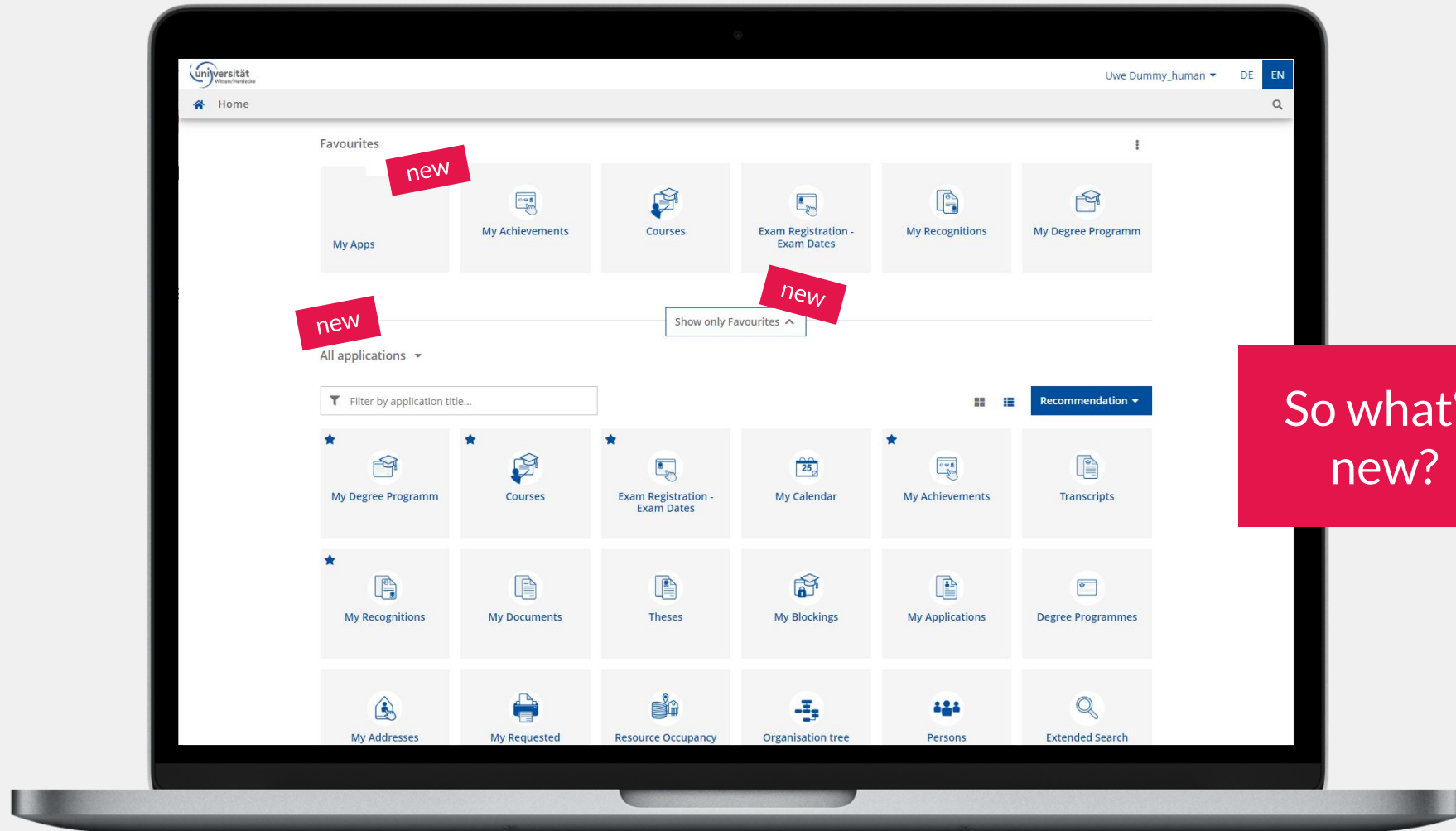
Hello new Design!



Let's get started!

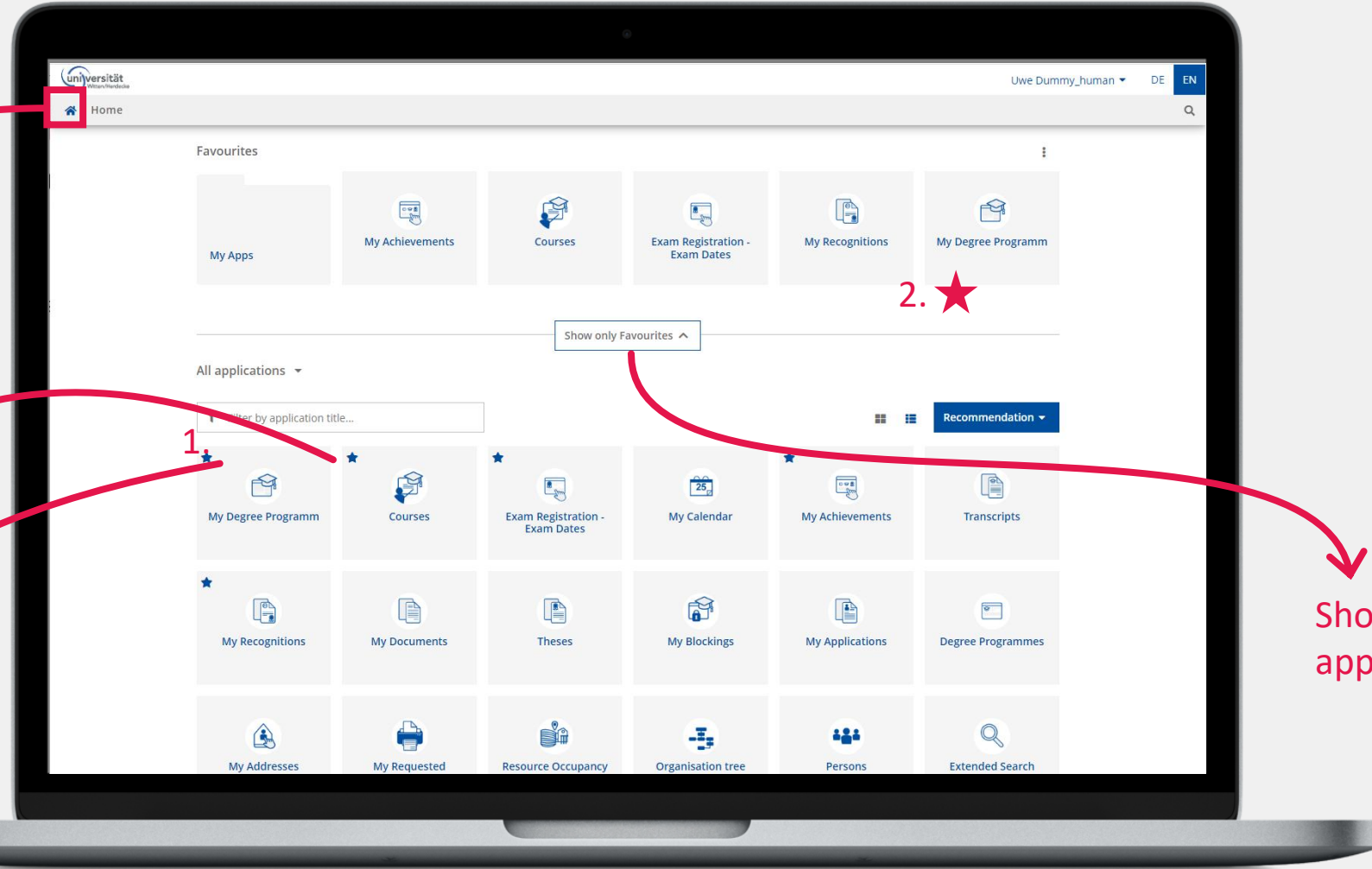


New entry page: The Desktop



The Desktop and its highlights

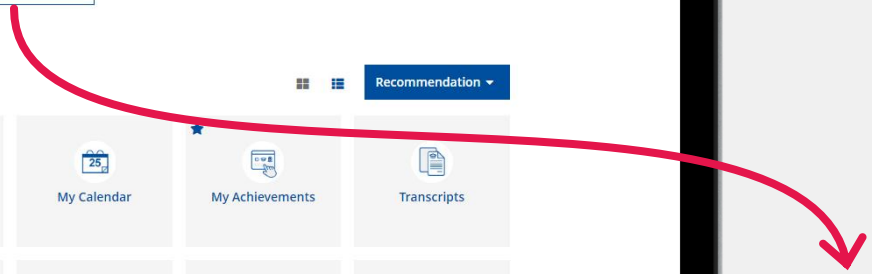
Back to Desktop
(Mainpage)



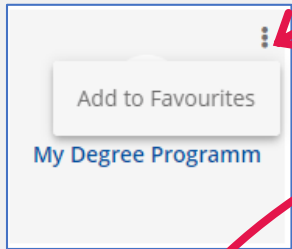
2. ★

Show only Favourites ^

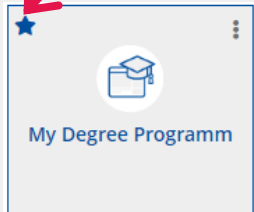
Show or hide
applications



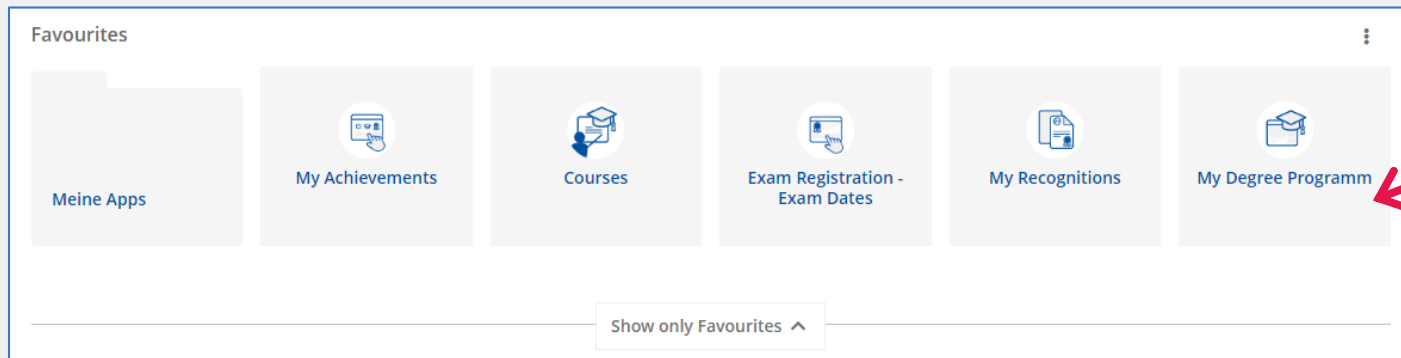
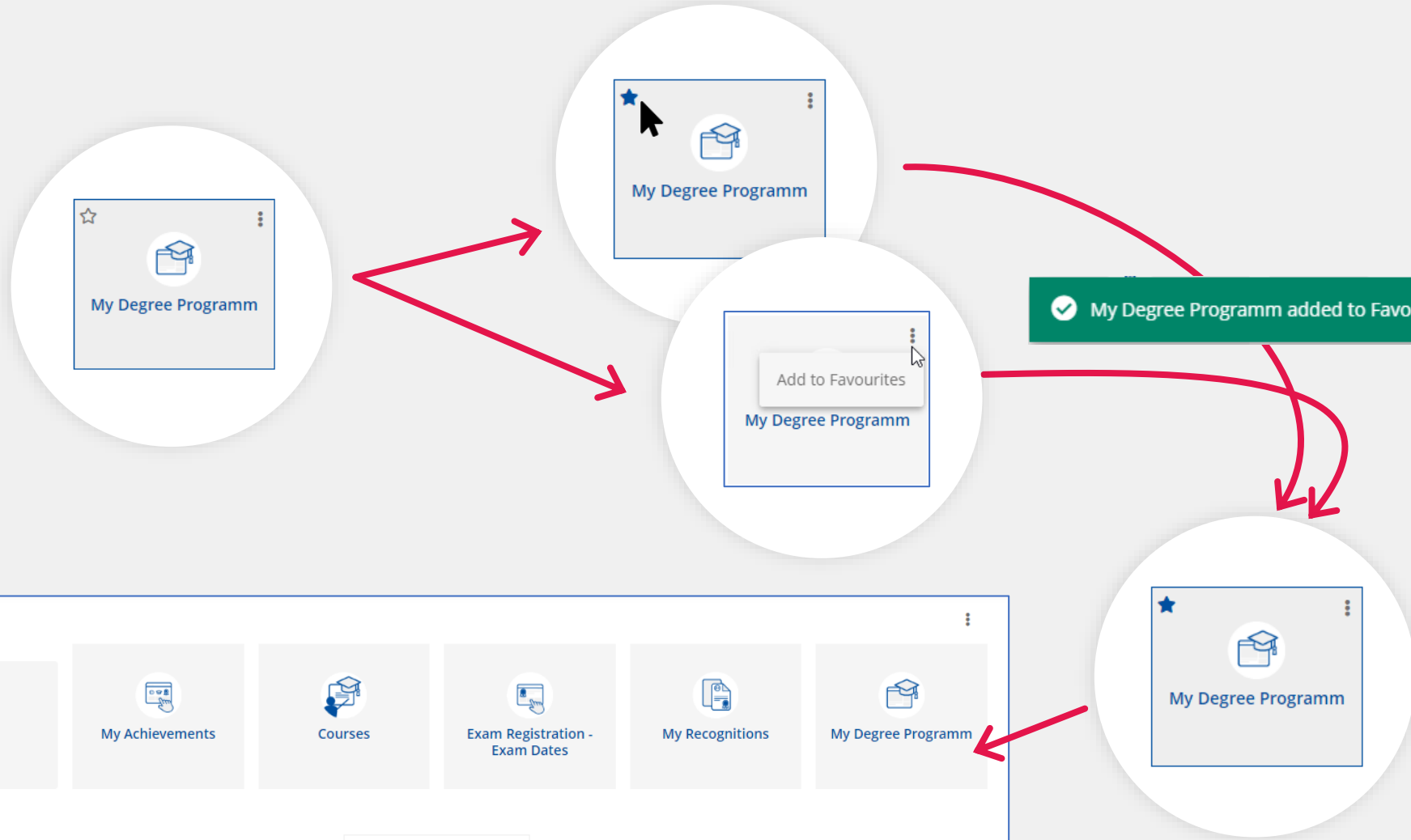
Add applications to
your favourites



1. ★



Add applications to your favorites



Desktop: Filter list of applications

The screenshot shows a laptop displaying a web application interface. The interface has a top navigation bar with the university logo, a user name 'Uwe Dummy_human', and language options 'DE' and 'EN'. Below the navigation bar is a 'Home' button and a search icon. The main content area is divided into two sections: 'Favourites' and 'All applications'. The 'Favourites' section contains six application tiles: 'My Apps', 'My Achievements', 'Courses', 'Exam Registration - Exam Dates', 'My Recognitions', and 'My Degree Programm'. Below this is a toggle switch 'Show only Favourites'. The 'All applications' section features a search bar 'Filter by application title...', a 'Recommendation' dropdown, and a grid of application tiles. A red arrow points from the search bar to a magnified inset box on the left. This inset box shows a search filter 'My|' with a dropdown arrow and a close button. Below the search bar, four application tiles are displayed: 'My Degree Programm', 'My Calendar', 'My Achievements', and 'My Recognitions'. Another red arrow points from the 'Courses' tile in the main grid to the text 'Open applications e.g.: Courses' on the right.

Filter applications

Open applications e.g.: Courses



Course registration

Option:
Choose degree
programm / curriculum

Filter course list, e. g.
Course open for
registration

The screenshot shows the 'Courses' page on the university website. At the top, there are tabs for 'All courses', 'My courses', and 'My Bookmarked Courses'. Below this, there are filters for 'Term' (2024 S), 'Curriculum' (All), and 'Organisation' (Witten/Herdecke University). A search bar is present with the text 'Filter by course number, course title or person'. To the right, there are buttons for 'Filter' and 'Title (descending)'. The main content area lists several courses. The first course is '103.6110 Zahnärztlich-Chirurgische Propädeutik und Notfallmedizin: Klinische Hygiene und Notfallmedizin (Z2.6) L | 0.66 SH'. The second course is '101.505 WIA Journal Club (sem07) P | 0.1 SH', which is highlighted with a red box. The third course is '101.5047 WIA Journal Club (sem06) P | 0.1 SH', also highlighted with a red box. The fourth course is '500.0085 Who Is (Not) Protected by Human Rights? Art and Activism in Time of Crisis SE | 2 SH'. Each course entry has a 'Go to course registration' button, which is also highlighted with a red box for the second and third courses. A 'View course registration details' button is visible for the fourth course. On the right side of the screenshot, a filter menu is open, showing options like 'Content/Objective', 'Type', 'Realisation method', and 'Course open for registration'. The 'Course open for registration' option is checked. At the bottom of the filter menu, there is an 'Apply' button.

Show more
details

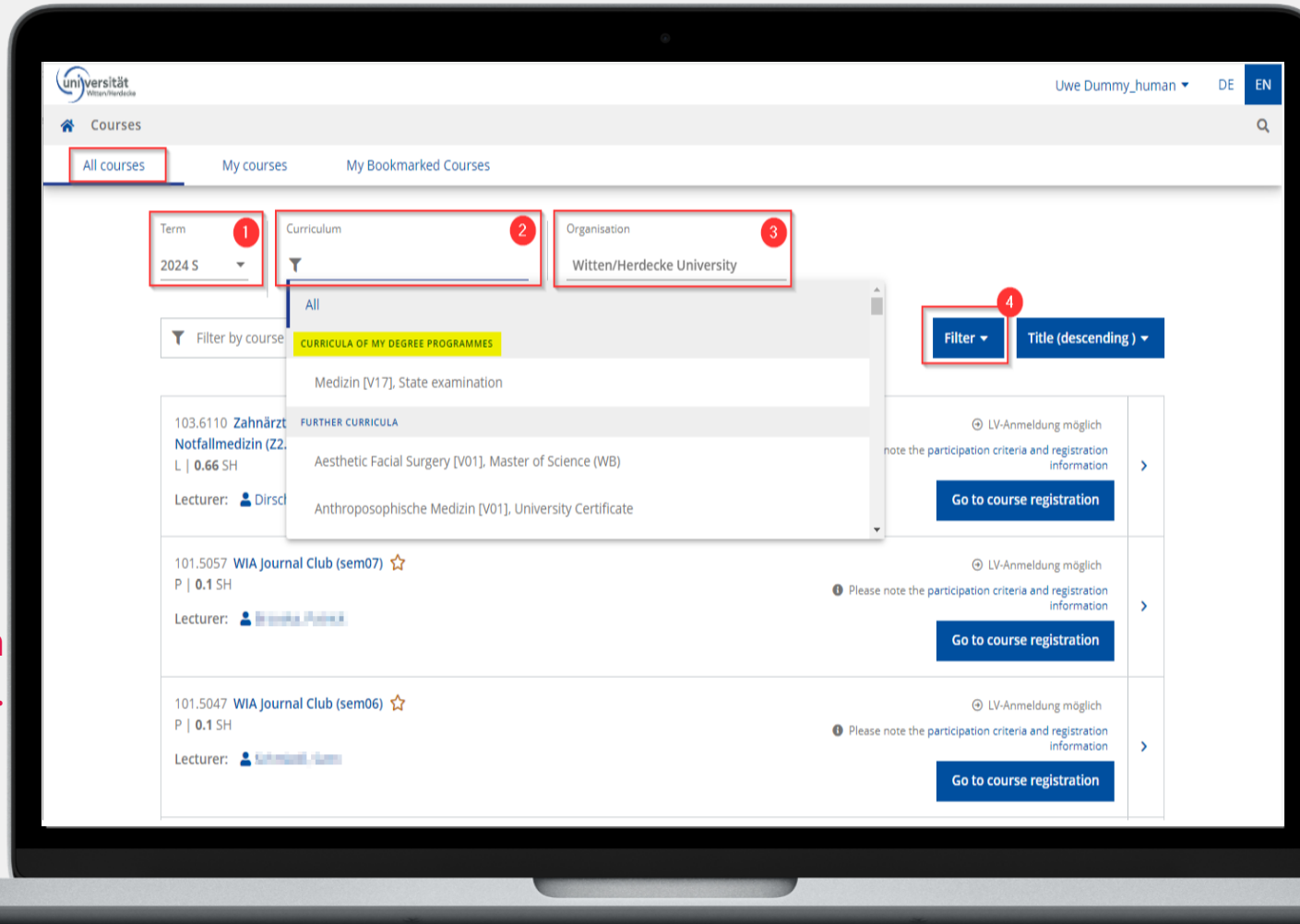
Go to course
registration



Filter course list

1 The current term is preset, it can be changed to a past term.

2 Courses can be filtered for a selected curriculum. Degree programmes for your own studies are displayed first.

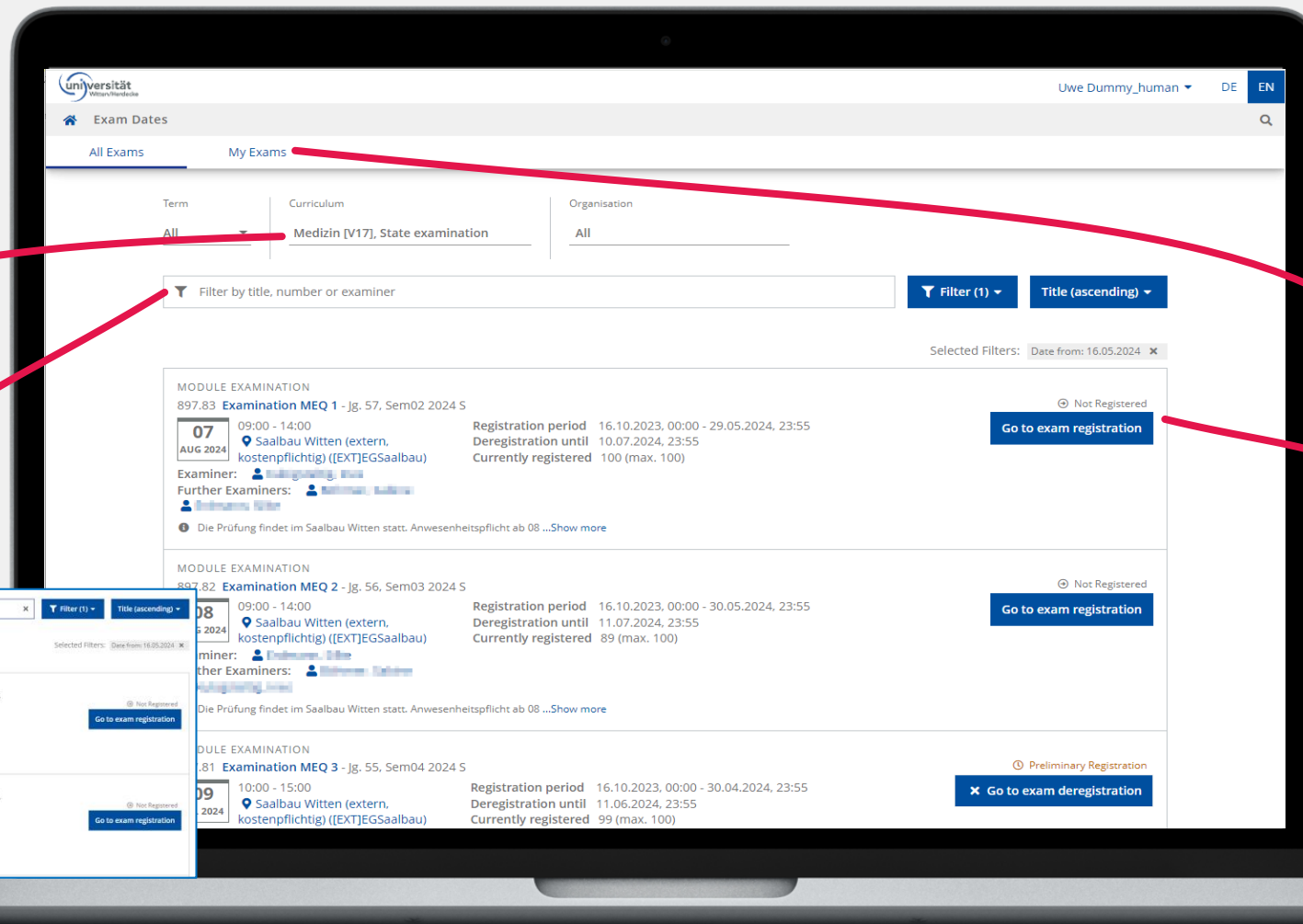


3 Courses can be filtered for a selected organization. E.g. “500 WittenLab.Zukunftslabor Studium fundamentale”.

4 The “Filter” button can be used to display further filter options for selecting courses.



Display and filter exam dates



Select curriculum

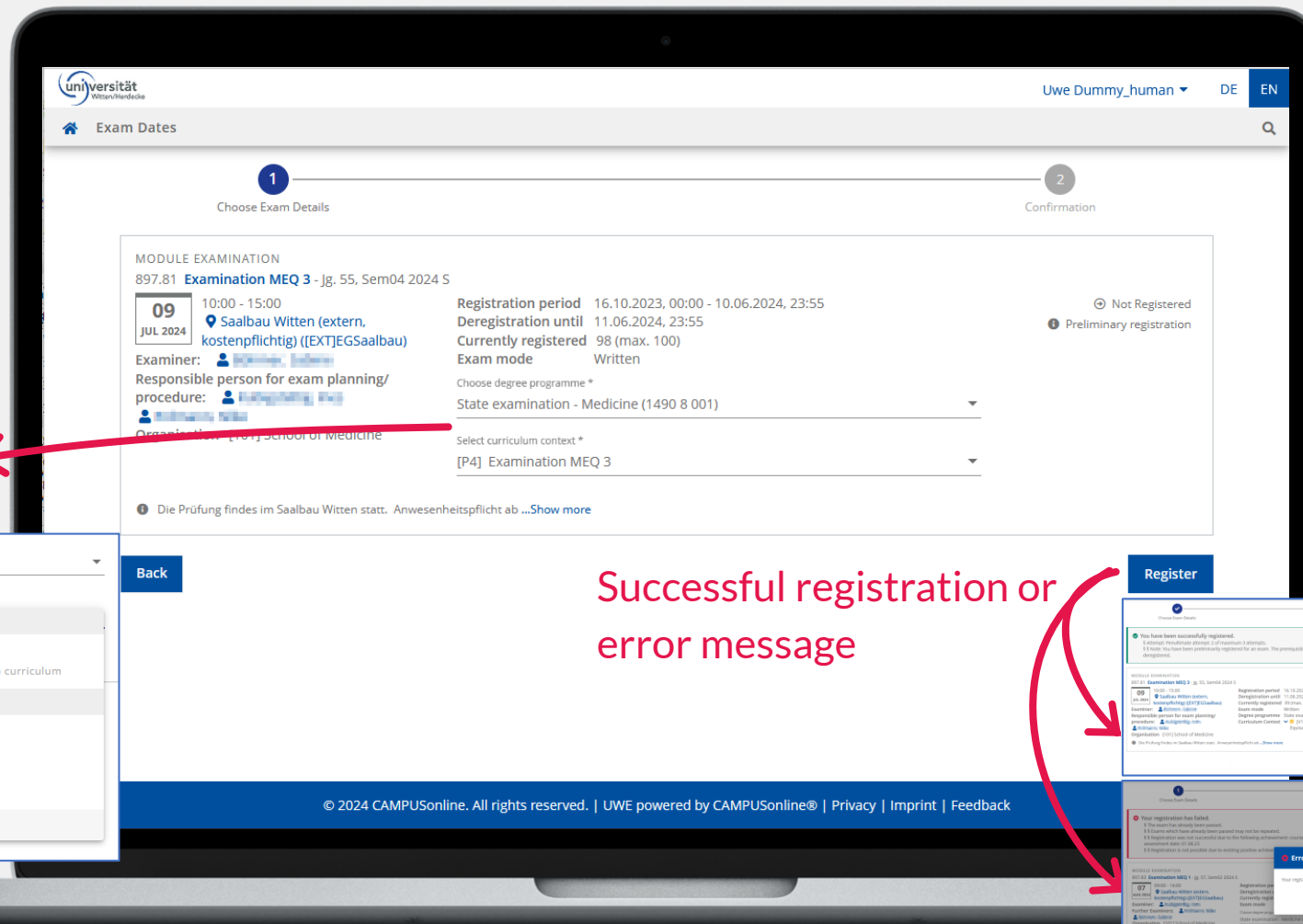
List of exams already registered

Filter exam dates

Registration for the exam

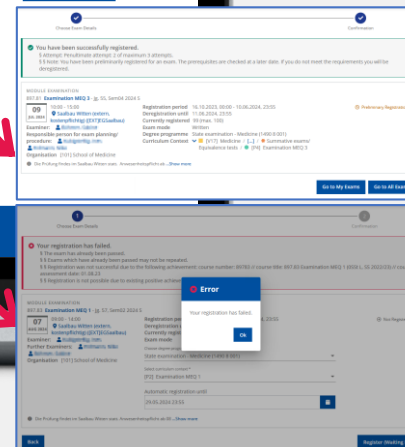


Exam registration



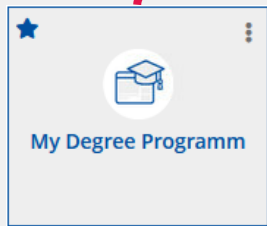
Select curriculum context for exam

Successful registration or error message



Alternative of the exam registration

Display of Curriculum and Semester plan, overview of study program



The screenshot displays a web interface for curriculum management. At the top, it shows the user's name 'Uwe Dummy_wiwi_bsc' and the current semester '6'. Below this, there are tabs for 'Curriculum', 'Semester plan', and 'Cancel/Close'. A 'Display' dropdown menu is set to 'Node filter (All)', and a 'Show my degree programmes' button is visible. The main content area is titled 'Academic achievements, by: 18.04.2024 11:40' and contains a table with columns for 'Node filter-Name', 'rec. sem. (S)', 'Credits', 'Duration', 'WF', 'Results', 'Sel', 'Pass', 'DF', 'RM', 'Cre', 'CREF', 'Grade', 'MP', 'WA', and 'FRV'. The table lists various modules, including 'Mandatory Modules' and 'Elective Modules'. A red arrow points from the 'My Degree Programm' icon to the 'Node filter-Name' column. Another red arrow points from the 'register for examination' button to the text 'Open exam registration'.

Node filter-Name	rec. sem. (S)	Credits	Duration	WF	Results	Sel	Pass	DF	RM	Cre	CREF	Grade	MP	WA	FRV
[V01] Management		180		1			P	EN		130		1,9			
Mandatory Modules		115		1			P	EN		115					
Module Group "Experience-based Learning"		15		1			P	EN		15					
Module Group "Fundamental Methods"		25		1			P	EN		25					
[BM-PMe-1601] Mathematics		5		1			P	EN		5		4,0			
[BM-PMe-1602] Fundamentals of Scientific and Empirical Research		5		1			P	EN		5		1,7			
[BM-PMe-1603] Statistics and Quantitative Methods		10		1			P	EN		10		1,7			
[BP-PMe-1604] Qualitative Methods		5		1			P	EN		5		2,3			
[BP-PMe-1604] Qualitative Methods	4.	5		1	L	H	w	P	EN	5		2,3			
Examination(s) in academic year 2023/24															
400.0054 23W 25H SE Qualitative Methods (BM-PMe-2203; BM-PMe-1604; BP-PMe-2203; BP-PMe-1604; BW-PMe-2303; BS-WFM-2308; BG-PMe-2303; BK-SO)															
400.0118 24S 25H SE Qualitative Methods (BM-PMe-2203; BM-PMe-1604; BP-PMe-2203; BP-PMe-1604; BW-PMe-2303; BS-WFM-2308; BG-PMe-2303; BK-SO)															
Module Group "Economics"		40		1			P	EN		40					
Module Group "Management"		20		1			P	EN		20					
Module Group "Accounting and Finance"		35		1			P	EN		15					
Elective Modules		20		1			P	EN		0					
Mandatory Elective Modules		10		1			P	EN		0					
Bachelor Thesis															

Open exam registration



My achievements

Grade	Exam	Status
1,3	400.0041 Market-oriented Business Development/ Strategic Marketing (BM-PMa-1602; BM-WUn-2203; BP-WMa-1602) 5 ECTS Credits 28.03.2024 Management (B.Sc.)	Valid Achievement
2,3	400.0053 Reflection on Work Experience (BM-PEL-1602; BP-WFW-1607; BM-PWE-2203; MG-PGM-1802; MG-WFW-1801; MS-WFW-1807) 5 ECTS Credits 15.09.2023 Management (B.Sc.)	Valid Achievement
1,3	400.0067 Startup Creation and Management / Business Creation Entrepreneurial Lab (BM-WUn-1601) 10 ECTS Credits 31.08.2023 Management (B.Sc.)	Valid Achievement
3,3	400.0013 Asset Valuation (BM-PRF-1604) 5 ECTS Credits 19.07.2023 Management (B.Sc.)	Valid Achievement
1,3	500.0197 Reduce - Reuse - Recycle - Pathways to a Circular Society (S-RE) 2 ECTS Credits 17.07.2023 Management (B.Sc.)	Valid Achievement
1,7	400.0077 Private Business Law (BM-PMa-1605; BP-WMa-1605; BM-PBG-2210) 10 ECTS Credits 12.07.2023 Management (B.Sc.)	Valid Achievement

Limit overview with filter:

Remove All Filters

Status
Valid Achievement, In Progress

Type of Achievement

Degree programme

Date from
DD.MM.YYYY

Date to
DD.MM.YYYY

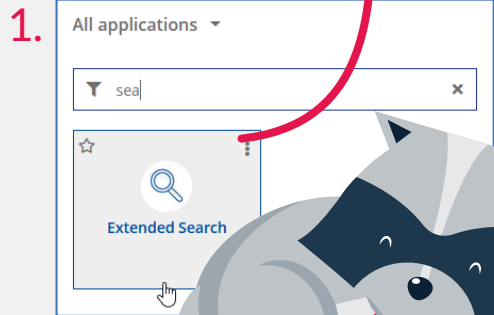
Apply

View achievements:
Exam, Recognitions,
Final Thesis and Final
Exam

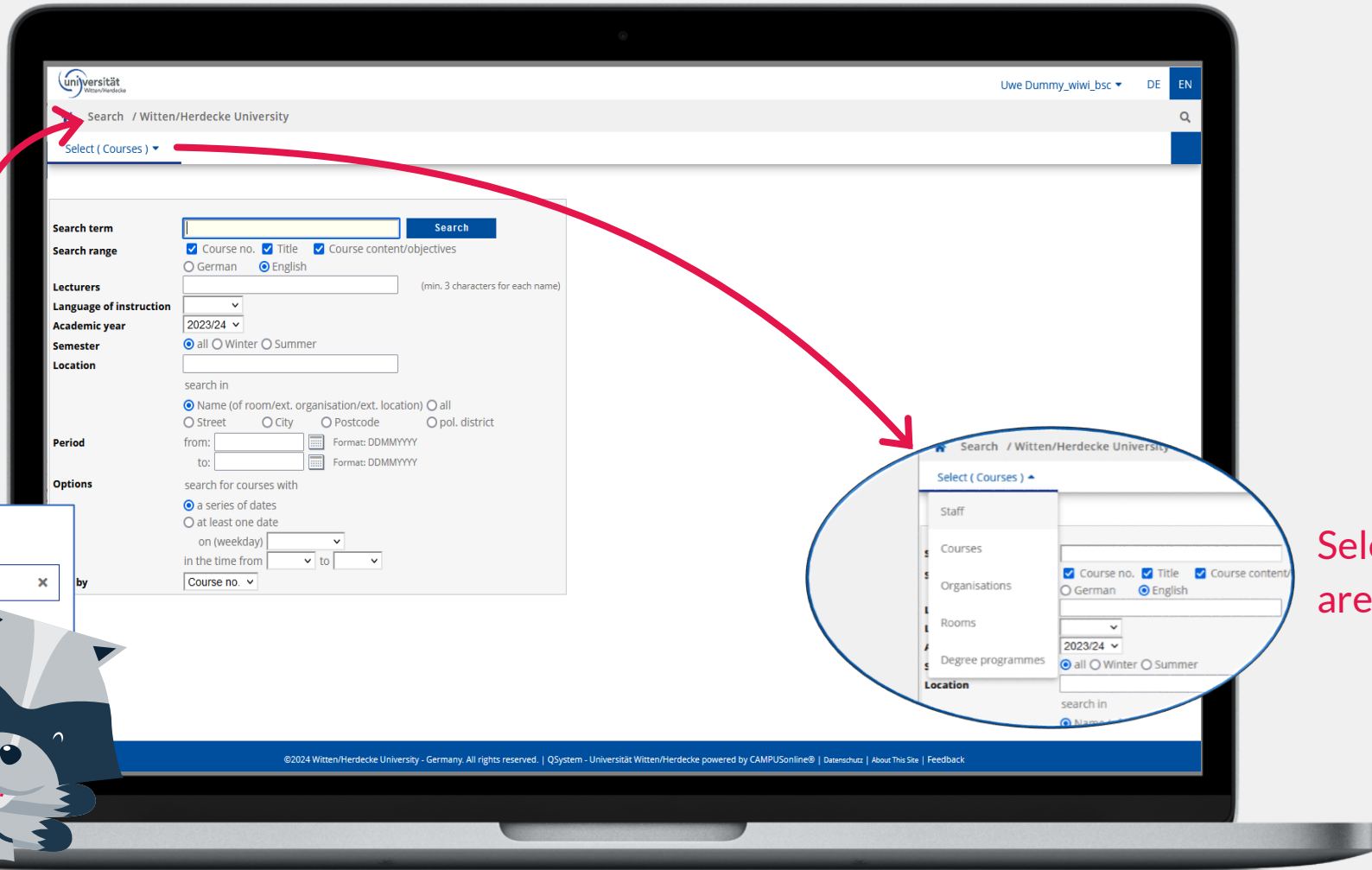


Extended Search

Erweiterte Suche am Desktop öffnen



2.

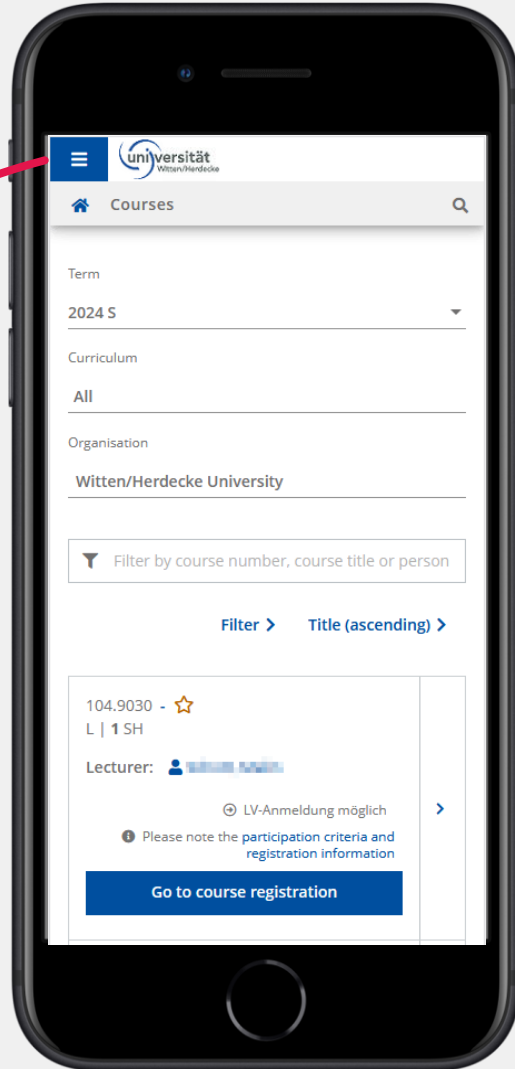


Select search area



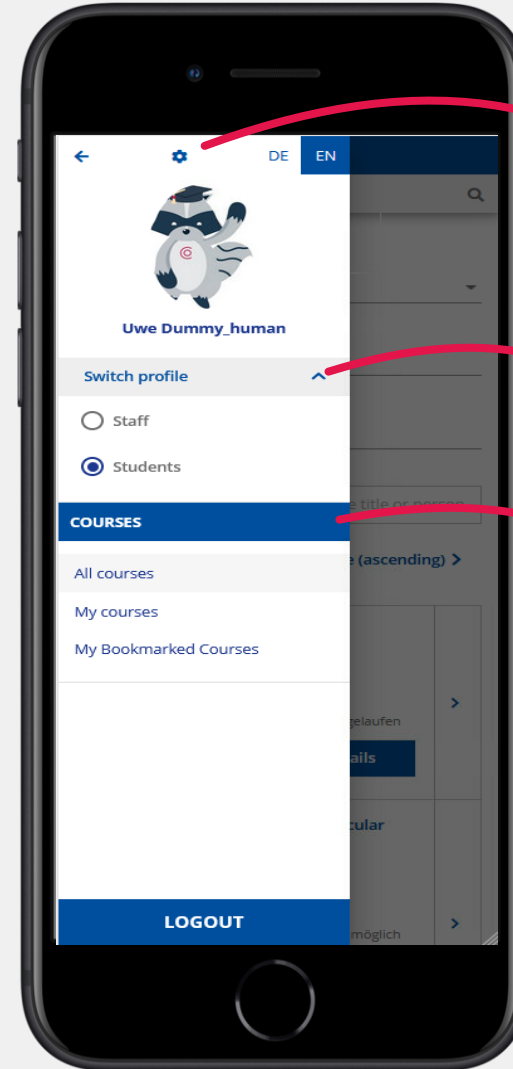
Applikation menu: Mobile display

1.



Mobile display of profile and application menu at the top left for opening and closing

2.



Personel settings

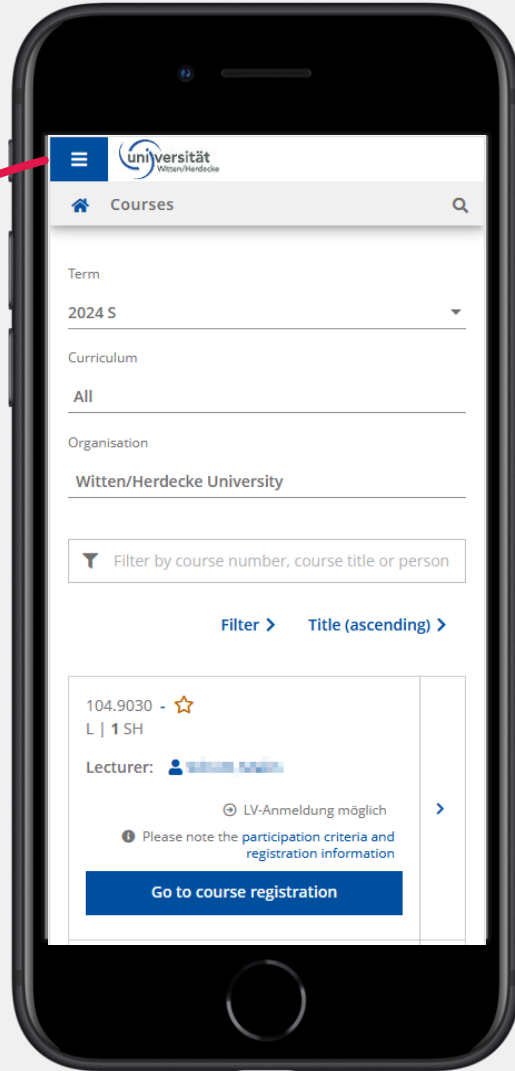
Profile

Applikation menu



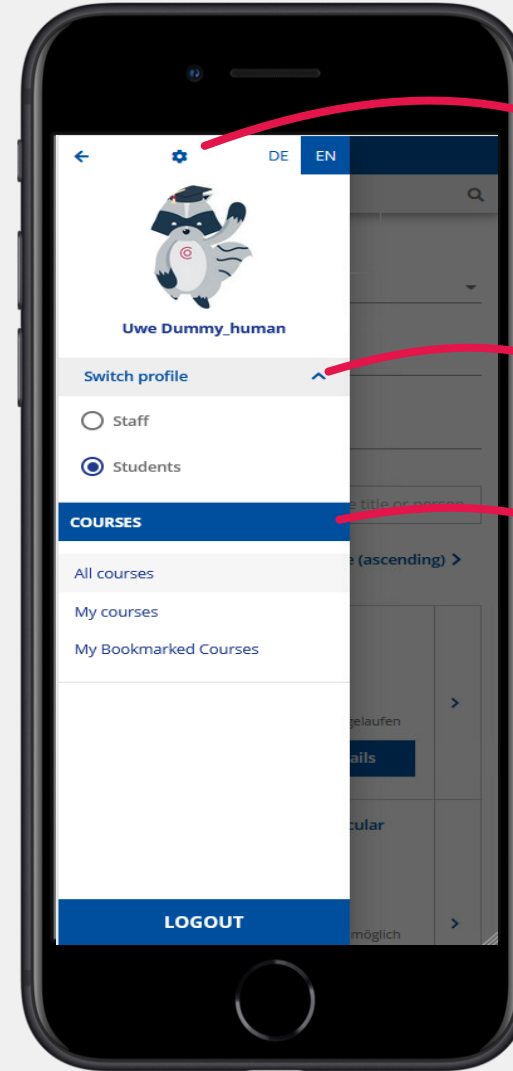
Application menu: Mobile display

1.



Mobile display of profile and application menu at the top left for opening and closing

2.



Personel settings

Profile

Applikation menu

